

Board game care manual

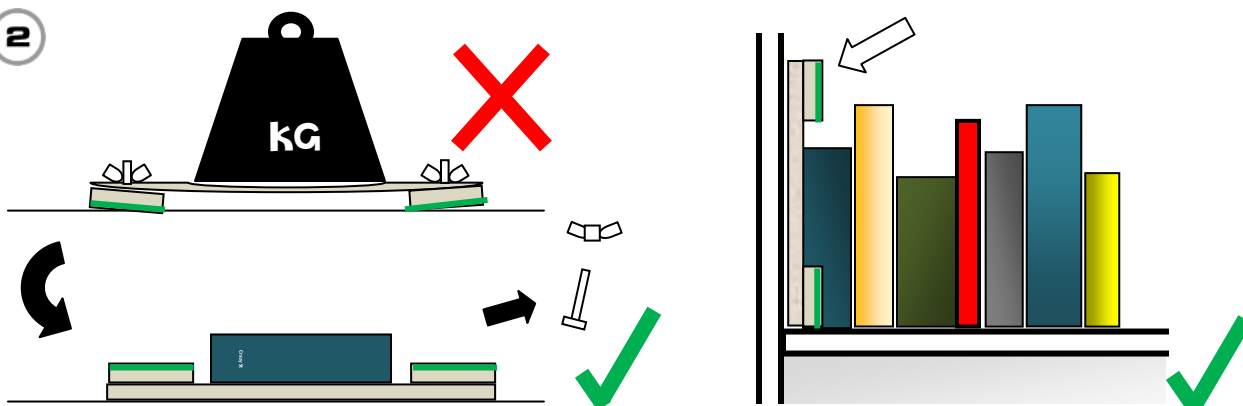
1

Looking after your board game - storage advice (longer periods)

The game board is 3mm MDF untreated wood with four legs glued and felt cushions. MDF wood can react to extreme or even everyday temperatures (e.g. warp). Keep the game stored at room temperature (20 C). Ideally, store the game upside-down on a flat surface, preferably with gentle weight on the board using e.g. a suitable book. The game can also be stored upright on a bookshelf keeping the game rested and supported against a flat surface.

IMPORTANT - MAINTAIN THE FLATNESS OF THE GAME BOARD AT ALL TIMES WHEN STORED AWAY.

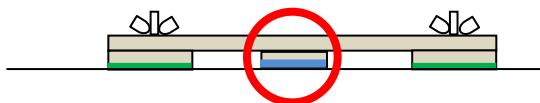
2



3

Temporary non-use short periods.

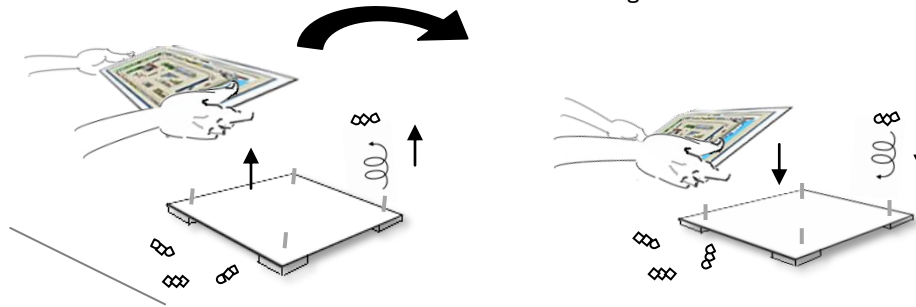
If the game board temporarily remains unused but not stored away, place an extra block (provided) centrally underneath the board.



4

Changing between different games

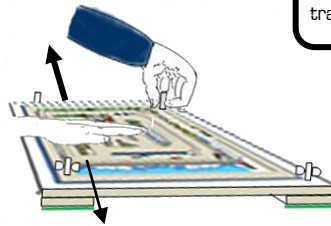
Remove the four wing nuts and flip the game sheet over to use either the game or time trial.



5

'Fastest time' side – taut fixing (important)

For the **Fastest Time side**, tighten two wing nuts on one side then flatten the sheet with a gentle wiping action (going left to right or vice-versa) so the sheet is made flat and can be held taut with the remaining two nuts.



The **game side** does not have to be used with the board. The sheet can be e.g. taken to school (easy to carry as an A4 sheet) – or it can be taken on travels - or to your board meeting...



DO NOT OVER-TIGHTEN NUTS/SCREWS

NO EXCESSIVE FORCE NEEDED

6

This square is left blank

This page is left blank

This page is left blank